

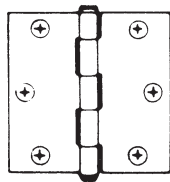


HINGES-Box Pack

CAT. NO.	DESCRIPTION	PACK
07005	3 x 3 Sq. Corner US-4	1
06813	3.5 x 3.5 Sq. Corner US-4	50
06814	3.5 x 3.5 Sq. Corner US-5	50
06799	3.5 x 3.5 5/8rd. US-5	50
06789	3.5 x 3.5 5/8rd. US-15	50
21958	3.5 x 3.5 5/8rd. US-32	50
21957	3.5 x 3.5 5/8rd. US-32D	50
06808	3.5 x 3.5 5/8 rd. Spring US-4	25
08159	4 x 4 Sq. Corner US-4	25
08156	4 x 4 Sq. Corner US-26D	25
21959	4 x 4 Sq. Corner US-32D	25
08024	4 x 4 5/8 rd. US-5	25
08015	4 x 4 5/8 rd. US-15	25
21963	4 x 4 5/8 rd. US-32D	25
20473	4 x 4 5/8 rd./SQ Spring US-P	25

FINISH SCHEDULE:

US-4	Satin Brass
US-4C	Lacquered Yellow
US-P	Prime Coat
US-5	Antique Brass
US-3	Polished Brass on Steel *
ST-2H	Galvanized/Brass Pin
US-26	Bright Chrome
US-26D	Satin Chrome
US-32	Bright Chrome/Stainless Steel
US-32D	Satin Chrome/Stainless Steel

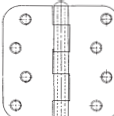


HINGES-Bulk Pack

CAT. NO.	DESCRIPTION	PACK PAIR
06785	3.5 x 3.5 1/4rd. US-3*	50
06786	3.5 x 3.5 1/4rd. US-4	50
06805	3.5 x 3.5 5/8rd. US-P	50
06796	3.5 x 3.5 5/8rd. US-3*	50
06798	3.5 x 3.5 5/8rd. US-4C	50
06793	3.5 x 3.5 5/8rd. US-26	50
06794	3.5 x 3.5 5/8rd. US-26D	50


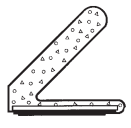
CAT. NO.	DESCRIPTION	PACK PAIR
08021	4 x 4 5/8 rd. US-3	25
08022	4 x 4 5/8 rd. US-4	25
08014	4 x 4 5/8 rd. US-10B	25
08015	4 x 4 5/8 rd. US-15	25
08018	4 x 4 5/8 rd. US-26	25
08019	4 x 4 5/8 rd. US-26D	25

ARCHITECTURAL HINGES-Box Pack		
CAT. NO.	DESCRIPTION	PACK EACH
06819	3.5 x 3.5 F-179 USP	3
08200	4 x 4 F-179 US-3	3
08198	4 x 4 F-179 US-26	3
08197	4 x 4 F-179 US-1D	3
07190	4.5 x 4.5 F-179USP	3
07174	4.5 x 4.5 NRP F-179 USP	3
07157	4.5 x 4.5 FBB179 USP	3
07155	4.5 x 4.5 NRP FBB179 USP	3
07189	4.5 x 4.5 F-179 US-3	3
07188	4.5 x 4.5 F-179 US-26D	3
07156	4.5 x 4.5 FBB179 US 26D	3
07154	4.5 x 4.5 US 26D	3
07187	4.5 x 4.5 F-191 US-32D	3
07186	4.5 x 4.5 F-191 US-P Spring	3
07179	4.5 x 4.5 F-191 US-26D	3
08201	4 x 4 Square Primed Template	3
23814	4 x 4 F-191 US-10B Template	3
07175	4.5 x 4.5 NRP US-3 Template	3
<ul style="list-style-type: none"> • Above hinges are listed per each hinge. • Hinges are packed 3 per box 48 per case. • F179 are steel hinges. • F191 are solid brass or stainless steel. 		
Finish Schedule:		
<i>US-P</i>	<i>Prime Coat</i>	
<i>US-26D</i>	<i>Chrome Plated-Satin</i>	
<i>US-26</i>	<i>Chrome Plated-Bright</i>	
<i>US-3</i>	<i>Bright Brass (179)</i>	
<i>US-3</i>	<i>Solid Brass (191)</i>	
<i>US-32D</i>	<i>Stainless Steel Satin</i>	
<i>PCW</i>	<i>Prime Coat White</i>	

 STEEL DOOR HINGES-Bulk Pack	
CAT. NO.	DESCRIPTION
08109	4 x 4 Sq./Radius W/Sec. Tab PCW LH
08116	4 x 4 Sq./Radius W/Sec. Tab PCW RH
08104	4 x 4 Sq./Radius W/Sec. Tab 15A LH
08111	4 x 4 Sq./Radius W/Sec. Tab 15A RH
08106	4 x 4 Sq./Radius W/Sec. Tab 26D LH
08113	4 x 4 Sq./Radius W/Sec. Tab 26D RH
19165	4 x 4 Sq./Radius W/Sec. Tab 32D LH
19166	4 x 4 Sq./Radius W/Sec. Tab 32D RH .
08107	4 x 4 Sq./Radius W/Sec. Tab 2D LH
08114	4 x 4 Sq./Radius W/Sec. Tab 2D RH
25926	4 x 4 Sq./Radius W/Sec. Tab 10B LH
25927	4 x 4 Sq./Radius W/Sec. Tab 10B RH
08110	4 x 4 Sq./Radius W/Sec. Tab 15 RH
08103	4 x 4 Sq./Radius W/Sec. Tab 15 LH
08151	4 x 4 5/8" Radius Prime Coat White W/ Sec. Tab
08150	4 x 4 5/8" Radius US4 W/ Sec. Tab
08195	4 x 4 Square Corner W/Sec. Tab PCW <i>(For use with hollow metal frames)</i>
STEEL DOOR HINGES-Box Pack	
08145	4 x 4 5/8 Radius Spring Prime Coat White
08194	4 x 4 Square Corner Spring Prime Coat White <i>(For use with hollow metal frames)</i>

SOLID BRASS RESIDENTIAL HINGES Box Pack		
CAT. NO.	DESCRIPTION	PACK PAIR
06816	3.5 x 3.5 Sq. Corner US-3	1
06807	3.5 x 3.5 5/8 rd. US-3	2
08192	4 x 4 Sq. Corner US-3	1
08000	4 x 4 1/4 rd. US-3	1
08118	4 x 4 5/8 rd. US-3	1
18950	4 x 4 NRP US-3	1

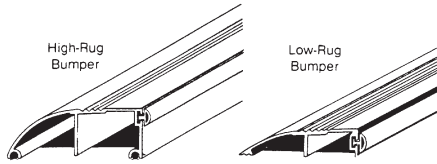
BULK-PACK HINGES ASSEMBLED		
CAT. NO.	DESCRIPTION	PACK PAIR
06797	3.5x3.5 5/8 rd. US-4	50
06788	3.5x3.5 5/8 rd. US-10B	50
06789	3.5x3.5 5/8 rd. US-15	50
06790	3.5x3.5 5/8 rd. US-15A	50
<i>Full Cases Only</i>		

Q-LON - SCHLEGEL FOAM WEATHERSTRIP		
CAT. NO.	DESCRIPTION	
		QEBD650
		QDS375
11622	QEBD-650 81" Bronze	
11937	QEBD-650 81" White	
11583	QEBD-650 81" Beige	
11629	QEBD-650 97" Bronze	
11940	QEBD-650 97" White	
11589	QEBD-650 97" Beige	
11935	QEBD-650 120" White	
16845	QDS-375 81" Bronze	
14778	QEBM-570 81" Beige Magnetic	
14780	QEBM-570 97" Beige Magnetic	
11617	QEBM-570 120" Bronze Magnetic	

- Full Cartons Deduct 10%
- QEBD-650 150 pieces per carton
- QDS-375 150 pieces per carton
- Other styles & sizes available on a special order basis.
- Black & Fire rated also available.
- Contact office for drop ship Pricing.
- Minimum 1000 pieces for prepaid freight on drop ship orders.

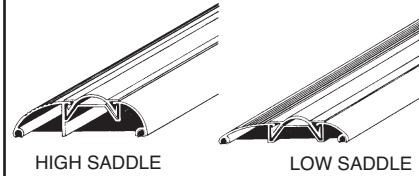
FLUSH BOLTS	
CAT. NO.	DESCRIPTION
13590	7" x US-3 Flush Bolt
13579	18" US-3 Extension Bolt
13591	7" x US-5 Flush Bolt
12859	18" US5 Flip Lock Extension
13568	7" x US10B Flush Bolt
12857	18" US10B Flip Lock Extension
13569	7" x US15 Flush Bolt
19085	18" US15 Flip Lock Extension
13570	7" x US15A Flush Bolt
12858	18" US15A Flip Lock Extension
13588	7" x US-26 Flush Bolt
13577	18" US-26 Extension Bolt
13589	7" x US-26D Flush Bolt
13578	18" US-26D Extension Bolt

BUMPER THRESHOLDS



CAT. NO.	DESCRIPTION	PACK
00614	1" Bumper 32" Bronze HVOS	20
00615	1" Bumper 36" Bronze HVOS	20
00616	1" Bumper 72" Bronze HVOS	20
00617	1" Bumper 32" Gold HVOS	20
00618	1" Bumper 36" Gold HVOS	20
00619	1" Bumper 72" Gold HVOS	20
00606	1" Bumper 24" Mill HVOS	20
00607	1" Bumper 30" Mill HVOS	20
00608	1" Bumper 32" Mill HVOS	20
00609	1" Bumper 36" Mill HVOS	20
00610	1" Bumper 48" Mill HVOS	20
00611	1" Bumper 60" Mill HVOS	20
00612	1" Bumper 64" Mill HVOS	20
00613	1" Bumper 72" Mill HVOS	20
08829	5/8" low bumper 36" Mill VOS	30
08832	5/8" low bumper 36" Gold VOS	30
08830	5/8" low bumper 72" Mill VOS	30
08831	5/8" low bumper 72" Bronze VOS	30

SADDLE THRESHOLDS



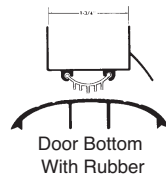
CAT. NO.	DESCRIPTION	PACK
09648	15/16" Hi saddle 36" Brz.	20
09649	15/16" Hi saddle 72" Brz.	20
09650	15/16" Hi saddle 36" Gold	20
09651	15/16" Hi saddle 72" Gold	20
09644	15/16" Hi saddle 32" Mill	20
09645	15/16" Hi saddle 36" Mill	20
09646	15/16" Hi saddle 60" Mill	20
09647	15/16" Hi saddle 72" Mill	20
00335	11/16" Low saddle 36" Mill	30
00336	11/16" Low saddle 72" Mill	30

HARDWOOD THRESHOLD

OAK & MAHOGANY

CAT. NO.	DESCRIPTION	PACK
09654	7/8" X 3-1/8" X 37" Oak	12
09655	7/8" X 3-1/8" X 73" Oak	12
09652	7/8" X 3-1/8" X 37" Mah.	12
09653	7/8" X 3-1/8" X 73" Mah.	12

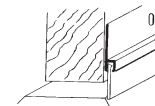
DOOR BOTTOMS



CAT. NO.	DESCRIPTION	PACK
10327	Door Bottom 36" Mill	25

Threshold Not Included

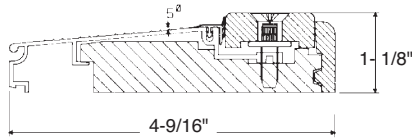
SWEEPS & RISERS



CAT. NO.	DESCRIPTION	PACK
10581	Door Sweep 36" Mill	100
10583	Door Sweep 36" Bronze	100
00600	Sill Risers 36" Mill	25
00601	Sill Risers 36" Gold	25
17562	Vinyl Sweep Bronze 2-11 3/4	100
17564	Vinyl Sweep Bronze 2-5 3/4	100
17566	Vinyl Sweep Bronze 2-7 3/4	100
17572	Vinyl Sweep Bronze 3-5 3/4	100
17540	Vinyl Bulb Bronze 36"	100

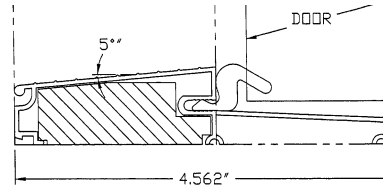
THRESHOLDS FOR WOOD DOORS

PREHUNG WOOD DOOR THRESHOLD - INSWING



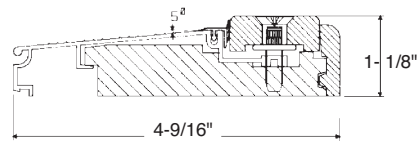
CAT. NO.	DESCRIPTION
Adjustable Inswing*	
07395	2/6 adjustable inswing 1/2" Notch
07396	2/8 adjustable inswing 1/2" Notch
07397	3/0 adjustable inswing 1/2" Notch
07398	5/0 adjustable inswing 1/2" Notch
07399	5/4 adjustable inswing 1/2" Notch
07400	6/0 adjustable inswing 1/2" Notch

PREHUNG WOOD DOOR THRESHOLD OUTSWING



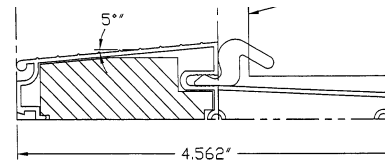
CAT. NO.	DESCRIPTION
Outswing bumper*	
07479	2/6 outswing bumper 1/2" Notch
07481	2/8 outswing bumper 1/2" Notch
07483	3/0 outswing bumper 1/2" Notch
07485	5/0 outswing bumper 1/2" Notch
07487	5/4 outswing bumper 1/2" Notch
07488	5/9 outswing bumper 1/2" Notch
07491	6/0 outswing bumper 1/2" Notch

PREHUNG WOOD DOOR-Oak BRASS/BRONZE THRESHOLD



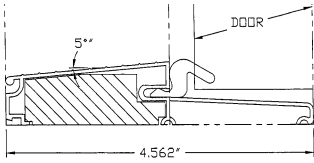
CAT. NO.	DESCRIPTION
Adjustable InSwing*	
07443	Brass 36-3/16" x 4-9/16" 1/2 notch Inswing
07444	Brass 73" x 4-9/16" 1/2 notch Inswing
07459	Bronze 36-3/16" x 4-9/16" 1/2 notch Inswing
07460	Bronze 73" x 4-9/16" 1/2 notch Inswing

PREHUNG WOOD DOOR BRASS/BRONZE THRESHOLD



CAT. NO.	DESCRIPTION
Fixed OutSwing*	
07512	Brass 36" x 4-9/16" Outswing 1/2" Notched
07516	Brass 73" x 4-9/16" Outswing 1/2" Notched
07534	Bronze 36-3/16" x 4-9/16" 1/2 notch
07538	Bronze 73" x 4-9/16" 1/2 notch BSN60 Outswing

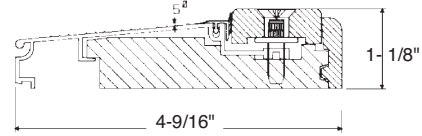
FIXED OUTSWING THRESHOLD - MILL



For Steel Doors

CAT. NO.	DESCRIPTION
34027	2/0 x 4-9/16" Fixed Outswing
07478	2/6 x 4-9/16" Fixed Outswing
07480	2/8 x 4-9/16" Fixed Outswing
07482	3/0 x 4-9/16" Fixed Outswing
07484	5/0 x 4-9/16" Fixed Outswing
07486	5/4 x 4-9/16" Fixed Outswing
07490	6/0 x 4-9/16" Fixed Outswing

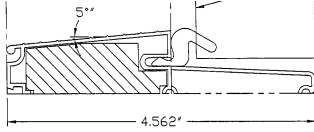
ADJUSTABLE INSWING THRESHOLD MILL



For Steel Doors

CAT. NO.	DESCRIPTION
MILL FINISH	
07401	2/6 x 4-9/16" Adj. Inswing
07402	2/8 x 4-9/16" Adj. Inswing
07403	3/0 x 4-9/16" Adj. Inswing
07404	5/0 x 4-9/16" Adj. Inswing
07405	5/4 x 4-9/16" Adj. Inswing
07406	6/0 x 4-9/16" Adj. Inswing

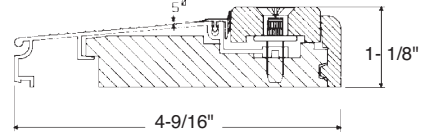
FIXED OUTSWING THRESHOLD BRASS



For Steel Doors

CAT. NO.	DESCRIPTION
BRASS FINISH	
07509	2/6 x 4-9/16" Fixed Outswing
07510	2/8 x 4-9/16" Fixed Outswing
07511	3/0 x 4-9/16" Fixed Outswing
07513	5/0 x 4-9/16" Fixed Outswing
07514	5/4 x 4-9/16" Fixed Outswing
07515	6/0 x 4-9/16" Fixed Outswing

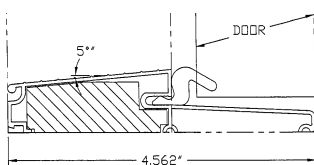
ADJUSTABLE INSWING THRESHOLD BRASS



For Steel Doors

CAT. NO.	DESCRIPTION
07445	2/6 x 4-9/16" Adj. Inswing
07446	2/8 x 4-9/16" Adj. Inswing
07447	3/0 x 4-9/16" Adj. Inswing
07449	5/0 x 4-9/16" Adj. Inswing
07450	5/4 x 4-9/16" Adj. Inswing
07451	6/0 x 4-9/16" Adj. Inswing

FIXED OUTSWING THRESHOLD



For Steel Doors


CAT. NO.	DESCRIPTION
BRONZE FINISH	
07531	2/6 x 4-9/16" Fixed Outswing
07532	2/8 x 4-9/16" Fixed Outswing
07533	3/0 x 4-9/16" Fixed Outswing
07535	5/0 x 4-9/16" Fixed Outswing
07536	5/4 x 4-9/16" Fixed Outswing
07537	6/0 x 4-9/16" Fixed Outswing

ADJUSTABLE INSWING THRESHOLD OAK/BRONZE



For Steel Doors


CAT. NO.	DESCRIPTION
07461	2/6 x 4-9/16" Adj. Inswing
07462	2/8 x 4-9/16" Adj. Inswing
07463	3/0 x 4-9/16" Adj. Inswing
07464	5/0 x 4-9/16" Adj. Inswing
07465	5/4 x 4-9/16" Adj. Inswing
07466	6/0 x 4-9/16" Adj. Inswing



SLIDING DOOR HARDWARE



2200



2200F

CAT. NO.	DESCRIPTION	PACK
----------	-------------	------

#2200 HDWE

13824	48" Set/2 2/0 Doors	10
13825	60" Set/2 2/6 Doors	10
13826	72" Set/2 3/0 Doors	10
13827	96" Set/4 2/0 Doors	5

#2200F HDWE

13828	48" Set/2 2/0 Doors	5
13829	60" Set/2 2/6 Doors	5
13830	72" Set/2 3/0 Doors	5
13831	96" Set/4 2/0 Doors	5

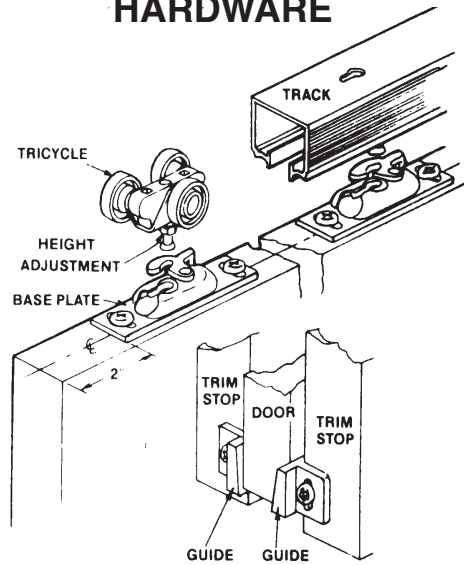
#1825 BB/F HDWE

13813	3/0 2-Bifold Hdwe.	5
13814	4/0 4-Bifold Hdwe.	5
13815	5/0 4-Bifold Hdwe.	5
13816	6/0 4-Bifold Hdwe.	5
13817	8/0 4-Bifold Hdwe.	5

#1601 FOLDING DOOR HDWE.

13787	100% Access Hdwe.	5
-------	-------------------	---

POCKET HARDWARE



CAT. NO.	DESCRIPTION
----------	-------------

17814	Passage Lock US-10B 100 x 613
17815	Passage Lock US-15A 100 x 620
17816	Passage Lock US-26 100 x 625
17817	Passage Lock US-26D 100 x 626
17818	Passage Lock US-3 100 x 605
17819	Passage Lock US-5 100 x 609

17808	Privacy Lock US-10B 100 x 613
17809	Privacy Lock US-15A 101 x 620
17810	Privacy Lock US-26 101 x 625
17811	Privacy Lock US-26D 101 x 626
17812	Privacy Lock US-3 101 x 605
17813	Privacy Lock US-5 101 x 609

13745 #100 Ball Bearing Hardware

13746 #100 Standard Hardware

16940 #8 x 3/4" Track Screw

13778 #1513 Bumper With Screw

13758 #1155 Header Stop

17789 1" x 60" Galvanized Strap 24ga.

17790 1" x 92" Galvanized Strap 24ga.

16557 #111 Door Guide (1-3/4)

16558 #107 Door Guide (1-3/8)

16559 #109 Jamb Bracket

13747 44" 2/0 Track

13749 52" 2/4 Track

13750 56" 2/6 Track

13751 60" 2/8 Track

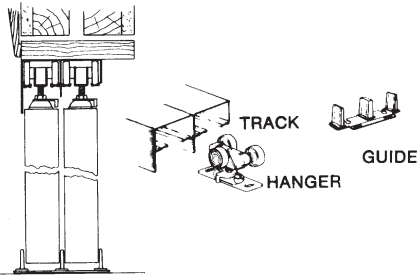
13748 65" 2/10 Track

13752 68" 3/0 Track

13753 120" 5/0 Track

13754 144" 6/0 Track

HEAVY DUTY ARCHITECTURAL DOOR HARDWARE



CAT. NO.	DESCRIPTION	PACK
----------	-------------	------

#138F Sliding Door Hardware
Heavy Duty for 1-3/8" Doors

13763	48" Track & Hardware	5
13764	60" Track & Hardware	5
13765	72" Track & Hardware	5
13766	96" Track & Hardware	5

#134 Sliding Door Hardware
Heavy Duty for 1-3/4" Doors

13759	48" Track & Hardware	5
13760	60" Track & Hardware	5
13761	72" Track & Hardware	5
13762	96" Track & Hardware	5

#100 Bifold Door Hardware
Heavy Duty for 2-Door Units

13740	36" Track & Hardware	5
-------	----------------------	---

#100 Bifold Door Hardware
Heavy Duty for 4-Door Units

13741	48" Track & Hardware	5
13742	60" Track & Hardware	5
13743	72" Track & Hardware	5
13744	96" Track & Hardware	5



BIFOLD HARDWARE for Louver Bifolds

CAT. NO.	DESCRIPTION
----------	-------------

16540	2/0 Track White
16541	2/6 Track White
16542	3/0 Track White
16543	4/0 Track White
16544	5/0 Track White
16545	6/0 Track White

54050	2-door bag of hardware
16538	4-door bag of hardware

BIFOLD HARDWARE For Moulded & Birch Bifolds

CAT. NO.	DESCRIPTION
----------	-------------

16564	2/0 White Track
16566	2/6 White Track
16568	3/0 White Track
16569	4/0 White Track
16571	5/0 White Track
16572	6/0 White Track

16561	2-door bag of hardware
16563	4-door bag of hardware