

HINGE COLORS



PVD Polished Brass



Flat Black



Polished Brass



Unlacquered Brass



Satin Brass



Antique Brass



Oil Rubbed Bronze




Polished Nickel




Satin Nickel



Antique Nickel




Matte Black



Polished Chrome



Brushed Chrome



Polished Stainless Steel



Brushed Stainless Steel

FLUSH BOLTS



4"

4FBS10B 15.40



4FBS15 15.40




6"

6FBR10B 21.80




6FBR15 21.80



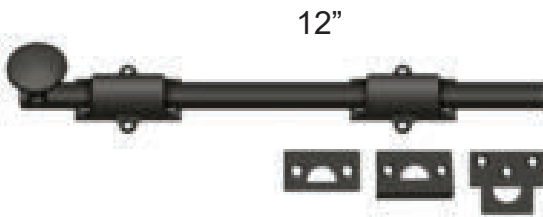
8"

8SB10B 56.80




8"

8SB15 56.80



12"

12SB10B 68.20



12"

12SB15 68.20

BALL CATCHES



BC21BU10B 15.20



BC21BU15 15.20



BTC10U10B 8.15



BTC10U15 8.15

HINGES




S35R510B 11.⁷⁰




S35R515 11.⁷⁰



S44U10B-R 13.²⁰



S45BBU26D 30.⁶⁰



SS44U32D-R 30.⁶⁰

DOOR CLOSURE



DC50ALUM 102.⁸⁰

POCKET LOCKS



SDL25U10B 21.³⁵



SDL25U15 21.³⁵

Door Hardware

Please call for the **Best Price**
(954) 825-4731

BAR PULLS



BP3750SS 10.70

SHELL HANDLE PULLS



K407U10B 22.00



K407U15 22.00

FLUSH PULLS



FP7178U10B 37.40



FP7178U15 37.40



FP4134U10B 23.65



FP4134U15 23.65

KNOBS



KE125U10 11.85



KE125U15 11.85



KR114U10B 11.85



KR114U15 11.85

HINGES

Item No.	Description	Box QTY	Retail
06805	3-1/2x3-1/2 5/8-Radius Primed-Finish	100	1.60
06795	3-1/2x3-1/2 5/8-Radius 2D-Finish	100	2.40
06789	3-1/2x3-1/2 5/8-Radius 15-Finish	100	2.45
06790	3-1/2x3-1/2 5/8-Radius 15A-Finish	100	2.90
06799	3-1/2x3-1/2 5/8-Radius 5-Finish	100	3.10
06793	3-1/2x3-1/2 5/8-Radius 26-Finish	100	8.00
53257	3-1/2x3-1/2 5/8-Radius 10C-Finish	100	8.45
89550	- 3-1/2x3-1/2 5/8-Radius Ball-Bearing 10C-Finish	100	4.45
06801	- 3-1/2x3-1/2 5/8-Radius Ball-Bearing 15-Finish	100	3.85
06802	- 3-1/2x3-1/2 5/8-Radius Ball-Bearing 15A-Finish	100	4.45
24322	- 3-1/2x3-1/2 5/8-Radius Ball-Bearing 26-Finish	100	9.90
24323	- 3-1/2x3-1/2 5/8-Radius Ball-Bearing 5-Finish	100	9.90
96867	- LH 4x4 5/8-Radius/Square Spring 15-Finish	50	14.35
96868	- RH 4x4 5/8-Radius/Square Spring 15-Finish	50	14.35
79099	- LH 4x4 5/8-Radius/Square Spring Primed-Finish	50	16.00
79100	- RH 4x4 5/8-Radius/Square Spring Primed-Finish	50	16.00
08098	- LH 4x4 5/8-Radius/Square Spring 2D-Finish	50	16.40
08099	- RH 4x4 5/8-Radius/Square Spring 2D-Finish	50	16.40
96865	- LH 4x4 5/8-Radius/Square Spring 10C-Finish	50	17.10
96866	- RH 4x4 5/8-Radius/Square Spring 10C-Finish	50	17.10
96863	- LH 4x4 5/8-Radius/Square Spring 5-Finish	50	17.10
96864	- RH 4x4 5/8-Radius/Square Spring 5-Finish	50	17.10
96869	- LH 4x4 5/8-Radius/Square Spring 15A-Finish	50	17.10
96870	- RH 4x4 5/8-Radius/Square Spring 15A-Finish	50	17.10
96871	- LH 4x4 5/8-Radius/Square Spring 26-Finish	50	17.10
96872	- RH 4x4 5/8-Radius/Square Spring 26-Finish	50	17.10
08107	- LH 4x4 5/8-Radius/Square Safety Stud 2D-Finish	100	2.45
08114	- RH 4x4 5/8-Radius/Square Safety Stud 2D-Finish	100	2.70
08109	- LH 4x4 5/8-Radius/Square Safety Stud Primed-	5000	2.75
08116	- RH 4x4 5/8-Radius/Square Safety Stud Primedb	5000	2.75
08104	- LH 4x4 5/8-Radius/Square Safety Stud 15A-Finish	100	3.35
08111	- RH 4x4 5/8-Radius/Square Safety Stud 15A-Finish	100	3.35

Sold In Full Carton Only.



www.JELD-WENEXPORT.COM

Door Hardware

HINGES

Item No.	Description	Box QTY	Retail
08103	LH 4x4 5/8-Radius/Square Safety Stud 15-Finish	100	3.20
08110	RH 4x4 5/8-Radius/Square Safety Stud 15-Finish	100	3.20
08105	LH 4x4 5/8-Radius/Square Safety Stud 26-Finish	100	3.90
08112	RH 4x4 5/8-Radius/Square Safety Stud 26-Finish	100	3.90
27829	LH 4x4 5/8-Radius/Square Safety Stud 5-Finish	100	4.10
27830	RH 4x4 5/8-Radius/Square Safety Stud 5-Finish	100	4.10
89571	LH 4x4 5/8-Radius/Square Safety Stud 10C-Finish	100	4.40
89572	RH 4x4 5/8-Radius/Square Safety Stud 10C-Finish	100	4.40
A4150	LH 4x4 5/8-Radius/Square Safety Stud Ball-Bearing Primed-Finish	100	4.70
A4151	RH 4x4 5/8-Radius/Square Safety Stud Ball-Bearing Primed-Finish	100	4.70
96842	LH 4x4 5/8-Radius/Square Safety Stud Ball Bearing 2D-Finish	100	4.45
96843	RH 4x4 5/8-Radius/Square Safety Stud Ball Bearing 2D-Finish	100	4.45
96848	LH 4x4 5/8-Radius/Square Safety Stud Ball Bearing 10C-Finish	100	5.75
96849	RH 4x4 5/8-Radius/Square Safety Stud Ball Bearing 10C-Finish	100	5.75
96846	LH 4x4 5/8-Radius/Square Safety Stud Ball-Bearing 5-Finish	100	5.45
96847	RH 4x4 5/8-Radius/Square Safety Stud Ball-Bearing 5-Finish	100	5.45
96850	LH 4x4 5/8-Radius/Square Safety Stud Ball Bearing 15-Finish	100	4.60
96851	RH 4x4 5/8-Radius/Square Safety Stud Ball Bearing 15-Finish	100	4.60
96852	LH 4x4 5/8-Radius/Square Safety Stud Ball-Bearing 15A-Finish	100	5.45
96853	RH 4x4 5/8-Radius/Square Safety Stud Ball-Bearing 15A-Finish	100	5.45
96854	LH 4x4 5/8-Radius/Square Safety Stud Ball-Bearing 26-Finish	100	5.95
96855	RH 4x4 5/8-Radius/Square Safety Stud Ball-Bearing 26-Finish	100	5.95
96858	LH 4x4 5/8-Radius/Square Safety Stud Ball-Bearing 32D-Finish	100	28.10
96859	RH 4x4 5/8-Radius/Square Safety Stud Ball-Bearing 32D-Finish	100	28.10

PAGE 112

Sold In Full Carton Only.

HINGES

Item No.	Description	Box QTY	Retail
A9745	4x4 5/8-Radius Safety Stud Ball Bearing 2D-Finish	100	4.45
A9748	4x4 5/8-Radius Safety Stud Ball Bearing 15-Finish	100	4.60
A9752	4x4 5/8-Radius Safety Stud Ball Bearing Primed-Finish	100	4.70
A9746	4x4 5/8-Radius Safety Stud Ball Bearing 5-Finish	100	5.45
A9749	4x4 5/8-Radius Safety Stud Ball Bearing 15A-Finish	100	5.45
A9747	4x4 5/8-Radius Safety Stud Ball Bearing 10C-Finish	100	5.75
A9750	4x4 5/8-Radius Safety Stud Ball Bearing 26-Finish	100	5.95
A9751	4x4 5/8-Radius Safety Stud Ball Bearing 32D-Finish	100	28.10
A1366	LH 4x4-1/4 5/8-Radius/Square Safety Stud Ball Bearing 15-Finish	100	4.70
A1367	RH 4x4-1/4 5/8-Radius/Square Safety Stud Ball Bearing 15-Finish	100	4.70
A4288	LH 4x4-1/4 5/8-Radius/Square Safety Stud Ball Bearing 2D-Finish	100	4.70
A4289	RH 4x4-1/4 5/8-Radius/Square Safety Stud Ball Bearing 2D-Finish	100	4.70
A4286	LH 4x4-1/4 5/8-Radius/Square Safety Stud Ball-Bearing Primed-Finish	100	5.00
A4287	RH 4x4-1/4 5/8-Radius/Square Safety Stud Ball-Bearing Primed-Finish	100	5.00
A1372	LH 4x4-1/4 5/8-Radius/Square Safety Stud Ball Bearing 10C-Finish	100	5.45
A1373	RH 4x4-1/4 5/8-Radius/Square Safety Stud Ball Bearing 10C-Finish	100	5.45
A1370	LH 4x4-1/4 5/8-Radius/Square Safety Stud Ball Bearing 5-Finish	100	5.45
A1371	RH 4x4-1/4 5/8-Radius/Square Safety Stud Ball Bearing 5-Finish	100	5.45
A1374	LH 4x4-1/4 5/8-Radius/Square Safety Stud Ball Bearing 15A-Finish	100	5.45
A1375	RH 4x4-1/4 5/8-Radius/Square Safety Stud Ball Bearing 15A-Finish	100	5.45
A1376	LH 4x4-1/4 5/8-Radius/Square Safety Stud Ball Bearing 26-Finish	100	5.45
A1377	RH 4x4-1/4 5/8-Radius/Square Safety Stud Ball Bearing 26-Finish	100	5.45
B8627	LH 4x4-1/4 5/8-Radius/Square Safety Stud Ball Bearing 32D-Finish	100	30.25
B8628	RH 4x4-1/4 5/8-Radius/Square Safety Stud Ball Bearing 32D-Finish	100	30.25
A1364	LH 4x4-1/4 5/8-Radius/Square Safety Stud 15-Finish	100	3.35
A1365	RH 4x4-1/4 5/8-Radius/Square Safety Stud 15-Finish	100	3.35
A4284	LH 4x4-1/4 5/8-Radius/Square Safety Stud Primed-Finish	100	3.60
A4285	RH 4x4-1/4 5/8-Radius/Square Safety Stud Primed-Finish	100	3.60

Sold In Full Carton Only.

Door Hardware

Thresholds

ITEM#	STEEL DOORS - OUTSWING SILLS	Retail
G3771	Sill - 4-9/16" NT Fixed Aluminum W/SYN Sub 1/2" Notched O/S 2/00	29.70
G3772	Sill - 4-9/16" NT Fixed Aluminum W/SYN Sub 1/2" Notched O/S 2/06	29.70
G3773	Sill - 4-9/16" NT Fixed Aluminum W/SYN Sub 1/2" Notched O/S 2/08	29.70
G3774	Sill - 4-9/16" NT Fixed Aluminum W/SYN Sub 1/2" Notched O/S 2/10	30.80
84209	Sill - 4-9/16" NT Fixed Aluminum W/SYN Sub 1/2" Notched O/S 3/00	30.80
G3775	Sill - 4-9/16" NT Fixed Aluminum W/SYN Sub 1/2" Notched O/S 5/00-1/2	55.00
G3776	Sill - 4-9/16" NT Fixed Aluminum W/SYN Sub 1/2" Notched O/S 5/04-1/2	55.00
G3777	Sill - 4-9/16" NT Fixed Aluminum W/SYN Sub 1/2" Notched O/S 6/00-1/2	55.00
G3778	Sill - 4-9/16" NT Fixed Bronze W/SYN Sub 1/2" Notched O/S 2/06	40.70
G3779	Sill - 4-9/16" NT Fixed Bronze W/SYN Sub 1/2" Notched O/S 2/08	40.70
G3781	Sill - 4-9/16" NT Fixed Bronze W/SYN Sub 1/2" Notched O/S 3/00	41.80
G3782	Sill - 4-9/16" NT Fixed Bronze W/SYN Sub 1/2" Notched O/S 5/00-1/2	84.70
G3783	Sill - 4-9/16" NT Fixed Bronze W/SYN Sub 1/2" Notched O/S 5/04-1/2	85.80
G3784	Sill - 4-9/16" NT Fixed Bronze W/SYN Sub 1/2" Notched O/S 6/00-1/2	85.80
WOOD DOORS - OUTSWING SILLS		
G3785	Sill - 4-9/16" NT Fixed Aluminum W/SYN Sub 1/2" Notched O/S 2/06-3/16	29.70
G3786	Sill - 4-9/16" NT Fixed Aluminum W/SYN Sub 1/2" Notched O/S 2/08-3/16	29.70
G3787	Sill - 4-9/16" NT Fixed Aluminum W/SYN Sub 1/2" Notched O/S 3/00-3/16	30.80
G3788	Sill - 4-9/16" NT Fixed Aluminum W/SYN Sub 1/2" Notched O/S 5/01	55.00
G3789	Sill - 4-9/16" NT Fixed Aluminum W/SYN Sub 1/2" Notched O/S 5/05	55.00
G3791	Sill - 4-9/16" NT Fixed Aluminum W/SYN Sub 1/2" Notched O/S 6/01	55.00
G3792	Sill - 4-9/16" NT Fixed Bronze W/SYN Sub 1/2" Notched O/S 3/00-3/16	46.20
G3793	Sill - 4-9/16" NT Fixed Bronze W/SYN Sub 1/2" Notched O/S 6/01	84.70

PAGE 114

Door Hardware

JOHNSON POCKET

CAT. NO.	DESCRIPTION	LIST
13767	Johnson# 1500 3/0 x 6/8 Wallpocket Frame 2/0-3/0 Adjustable.	186.55

**CUSTOM FRAMES
AVAILABLE**

CALL FOR AVAILABILITY



Wall Mount

CAT. NO.	DESCRIPTION
78611	Johnson 2610F721 Wallpocket Hardware Set

1060 Johnson Soft Close Hardware

CAT. NO.	DESCRIPTION
-----	Johnson Soft Close Hardware Set

BIFOLD HARDWARE for Louver Bifolds

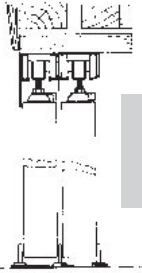
CAT. NO.	DESCRIPTION	Retail
16540	2/0 Track White	3.50
16541	2/6 Track White	5.25
16542	3/0 Track White	6.40
16543	4/0 Track White	8.45
16544	5/0 Track White	10.65
16545	6/0 Track White	11.65
54050	2-door bag of hardware	

BIFOLD HARDWARE For Moulded & Birch Bifolds

CAT. NO.	DESCRIPTION	Retail
16564	2/0 White Track	5.55
16566	2/6 White Track	5.55
16568	3/0 White Track	5.55
16569	4/0 White Track	6.75
16571	5/0 White Track	8.00
16572	6/0 White Track	9.25
16561	2-door bag of hardware	9.10

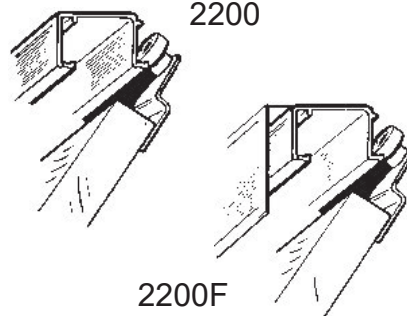
Door Hardware

HEAVY DUTY ARCHITECTURAL DOOR HARDWARE



CAT. NO.	DESCRIPTION	PACK	RETAIL
<u>#138F Sliding Door Hardware</u> Heavy Duty for 1-3/8" Doors			
13763	48" Track & Hardware	5	108.00
13764	60" Track & Hardware	5	114.00
13765	72" Track & Hardware	5	124.00
13766	96" Track & Hardware	5	130.00
<u>#134 Sliding Door Hardware</u> Heavy Duty for 1-3/4" Doors			
13759	48" Track & Hardware	5	84.00
13760	60" Track & Hardware	5	93.00
13761	72" Track & Hardware	5	102.00
13762	96" Track & Hardware	5	155.00
<u>#100 Bifold Door Hardware</u> Heavy Duty for 2-Door Units			
13740	36" Track & Hardware	5	67.00
<u>#100 Bifold Door Hardware</u> Heavy Duty for 4-Door Units			
13741	48" Track & Hardware	5	106.00
13742	60" Track & Hardware	5	114.00
13743	72" Track & Hardware	5	117.00
13744	96" Track & Hardware	5	127.00
72461	Johnson #2054 Multi Pull Catch Set		19.00
32980	703BC Door Closer		110.00
10178	US3 Mortise in Ball Catch/Strike Plate		13.00
10175	US3 Set Ball Catch		12.00
10734	Strikeplate US5		11.00
84275	Strikeplate US10B		13.00
10729	Strikeplate US15A		11.00

SLIDING DOOR HARDWARE



CAT. NO.	DESCRIPTION	PACK	RETAIL
<u>#2200 HDWE</u>			
13824	48" Set/2 2/0 Doors	5	33.00
13825	60" Set/2 2/6 Doors	5	36.00
13826	72" Set/2 3/0 Doors	5	39.00
13827	96" Set/4 2/0 Doors	5	59.00
<u>#2200F HDWE</u>			
13828	48" Set/2 2/0 Doors	5	44.00
13829	60" Set/2 2/6 Doors	5	47.00
13830	72" Set/2 3/0 Doors	5	54.00
13831	96" Set/4 2/0 Doors	5	79.00
<u>#1825 BB/F HDWE</u>			
13813	3/0 2-Bifold Hdwe.	5	31.00
13814	4/0 4-Bifold Hdwe.	5	45.00
13815	5/0 4-Bifold Hdwe.	5	47.00
13816	6/0 4-Bifold Hdwe.	5	49.00
13817	8/0 4-Bifold Hdwe.	5	50.00
<u>#1601 FOLDING DOOR HDWE</u>			
13787	100% Access Hdwe.	5	47.00
55499	1-3/8 Bypass Floor Guides #2138 Vinyl		12.00
55498	1-3/4 Bypass Floor Guides		

WEATHERSTRIP

CAT. NO.	DESCRIPTION	Retail
11622	81" Bronze	4.00
11937	81" White	4.00
11583	81" Beige	4.00
11629	97" Bronze	5.00
11940	97" White	5.00